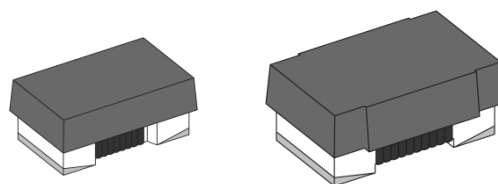


FEATURES

- Ceramic and ferrite constructions
- Small size - 0402
- High inductance values for ferrite construction (up to 22 μ H)
- High operating temperature of 140 °C for ceramic construction

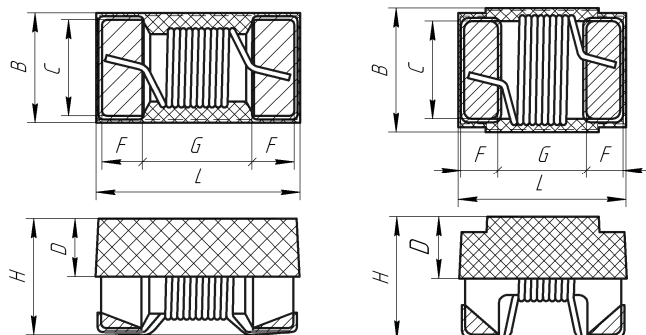


GENERAL SPECIFICATIONS

	CC	FC
■ Inductance, L (nH):	1–10000	20–22000
■ Tolerance, %:	2; 5; 10	5; 10
■ Q:	≥ 13	≥ 8
■ SRF (GHz):	0.025–12.70	0.01–3.50
■ DCR (Ohms):	0.03–17.0	0.07–10.0
■ Irms (mA):	40–1360	120–2100
■ Operating Temp. Range:	-60 °C to 140 °C	-60 °C to 100 °C
■ Core material:	Ceramic	Ferrite

Part Number	Size	Termination	Dimensions (mm)							Mass (g)
			L max	B max	H max	D max	G max	C	F	
CC	0402	G (gold)	1.19	0.70	0.62	0.35	0.7	0.51 \pm 0.05	0.21 \pm 0.05	0.0013
	0603	G (gold), T (tin)	1.83	1.15	1.0	0.55	1.02	0.76 \pm 0.05	0.33 \pm 0.05	0.004
	0805	G (gold), T (tin)	2.29	1.73	1.63	0.85	1.35	1.27 \pm 0.05	0.44 \pm 0.05	0.012*
	1008	T (tin)	2.68	2.62	1.90	1.45	1.64	2,03 \pm 0,05	0,51 \pm 0,05	0,038
FC	0402	T (tin)	1.19	0.70	0.62	0.35	0.7	0.5 \pm 0.05	0.21 \pm 0.03	0.0014
	0603	T (tin)	1.83	1.15	1.0	0.55	1.1	0.77 \pm 0.05	0.28 \pm 0.05	0.006
	0805	T (tin)	2.29	1.73	1.46	0.85	1.23	1.27 \pm 0.05	0.48 \pm 0.05	0.019

* - not exceed 0.015 g for inductance 1000 – 10000 (nH)



0402

0603, 0805, 1008

PART NUMBER CODE

CC	0402	G	1N0	N	A
series	0402	termination	value	tolerance	packaging
CC – ceramic core	0603	G - gold	1N0 = 1,0 nH	G = 2 %	A – machine-ready reel
FC – ferrite core	0805	T - tin	10N = 10 nH	J = 5 %	M – in tape but not machine-ready
	1008		101 = 100 nH	K = 10 %	
			102 = 1 μ H		
			223 = 22 μ H		

CC Series – 0402:

Part number	Inductance (nH)	Tolerance (±%)	Q min	SRF min (GHz)	DCR max (Ohms)	Irms (mA)
CC-0402-G-1N0-x-x	1.0 @ 250 MHz	5; 10	13 @ 250 MHz	12.70	0.045	1360
CC-0402-G-1N2-x-x	1.2 @ 250 MHz	5; 10	13 @ 250 MHz	12.90	0.090	740
CC-0402-G-1N8-x-x	1.8 @ 250 MHz	2; 5; 10	13 @ 250 MHz	12.00	0.090	1040
CC-0402-G-1N9-x-x	1.9 @ 250 MHz	2; 5; 10	13 @ 250 MHz	11.30	0.090	1040
CC-0402-G-2N0-x-x	2.0 @ 250 MHz	2; 5; 10	13 @ 250 MHz	11.10	0.090	1040
CC-0402-G-2N2-x-x	2.2 @ 250 MHz	2; 5; 10	18 @ 250 MHz	10.80	0.090	960
CC-0402-G-2N4-x-x	2.4 @ 250 MHz	2; 5; 10	18 @ 250 MHz	10.50	0.090	790
CC-0402-G-2N7-x-x	2.7 @ 250 MHz	2; 5; 10	18 @ 250 MHz	10.40	0.120	640
CC-0402-G-3N3-x-x	3.3 @ 250 MHz	2; 5; 10	20 @ 250 MHz	7.00	0.066	840
CC-0402-G-3N6-x-x	3.6 @ 250 MHz	2; 5; 10	20 @ 250 MHz	6.80	0.066	840
CC-0402-G-3N9-x-x	3.9 @ 250 MHz	2; 5; 10	20 @ 250 MHz	6.00	0.066	840
CC-0402-G-4N3-x-x	4.3 @ 250 MHz	2; 5; 10	20 @ 250 MHz	6.00	0.091	700
CC-0402-G-4N7-x-x	4.7 @ 250 MHz	2; 5; 10	18 @ 250 MHz	4.77	0.130	640
CC-0402-G-5N1-x-x	5.1 @ 250 MHz	2; 5; 10	20 @ 250 MHz	4.80	0.083	800
CC-0402-G-5N6-x-x	5.6 @ 250 MHz	2; 5; 10	20 @ 250 MHz	4.80	0.083	760
CC-0402-G-6N2-x-x	6.2 @ 250 MHz	2; 5; 10	20 @ 250 MHz	4.80	0.083	760
CC-0402-G-6N8-x-x	6.8 @ 250 MHz	2; 5; 10	20 @ 250 MHz	4.80	0.083	680
CC-0402-G-7N5-x-x	7.5 @ 250 MHz	2; 5; 10	20 @ 250 MHz	4.80	0.10	680
CC-0402-G-8N2-x-x	8.2 @ 250 MHz	2; 5; 10	20 @ 250 MHz	4.40	0.10	680
CC-0402-G-8N7-x-x	8.7 @ 250 MHz	2; 5; 10	20 @ 250 MHz	4.10	0.20	480
CC-0402-G-9N0-x-x	9.0 @ 250 MHz	2; 5; 10	20 @ 250 MHz	4.16	0.20	680
CC-0402-G-9N5-x-x	9.5 @ 250 MHz	2; 5; 10	20 @ 250 MHz	4.00	0.20	480
CC-0402-G-10N-x-x	10 @ 250 MHz	2; 5; 10	20 @ 250 MHz	3.90	0.20	480
CC-0402-G-11N-x-x	11 @ 250 MHz	2; 5; 10	25 @ 250 MHz	3.68	0.12	640
CC-0402-G-12N-x-x	12 @ 250 MHz	2; 5; 10	25 @ 250 MHz	3.60	0.12	640
CC-0402-G-13N-x-x	13 @ 250 MHz	2; 5; 10	25 @ 250 MHz	3.45	0.21	440
CC-0402-G-15N-x-x	15 @ 250 MHz	2; 5; 10	25 @ 250 MHz	3.28	0.21	560
CC-0402-G-16N-x-x	16 @ 250 MHz	2; 5; 10	25 @ 250 MHz	3.10	0.22	560
CC-0402-G-18N-x-x	18 @ 250 MHz	2; 5; 10	25 @ 250 MHz	3.10	0.23	420
CC-0402-G-19N-x-x	19 @ 250 MHz	2; 5; 10	25 @ 250 MHz	3.04	0.23	480
CC-0402-G-20N-x-x	20 @ 250 MHz	2; 5; 10	25 @ 250 MHz	3.00	0.25	420
CC-0402-G-22N-x-x	22 @ 250 MHz	2; 5; 10	25 @ 250 MHz	2.80	0.30	400
CC-0402-G-23N-x-x	23 @ 250 MHz	2; 5; 10	25 @ 250 MHz	2.72	0.30	400
CC-0402-G-24N-x-x	24 @ 250 MHz	2; 5; 10	25 @ 250 MHz	2.70	0.30	400
CC-0402-G-27N-x-x	27 @ 250 MHz	2; 5; 10	25 @ 250 MHz	2.48	0.30	400
CC-0402-G-30N-x-x	30 @ 250 MHz	2; 5; 10	25 @ 250 MHz	2.35	0.30	400
CC-0402-G-33N-x-x	33 @ 250 MHz	2; 5; 10	25 @ 250 MHz	2.35	0.30	400
CC-0402-G-36N-x-x	36 @ 250 MHz	2; 5; 10	25 @ 250 MHz	2.32	0.44	320
CC-0402-G-39N-x-x	39 @ 250 MHz	2; 5; 10	25 @ 250 MHz	2.10	0.55	200
CC-0402-G-40N-x-x	40 @ 250 MHz	2; 5; 10	25 @ 250 MHz	2.24	0.55	320
CC-0402-G-43N-x-x	43 @ 250 MHz	2; 5; 10	25 @ 250 MHz	2.03	0.81	100
CC-0402-G-47N-x-x	47 @ 250 MHz	2; 5; 10	25 @ 200 MHz	2.10	0.83	150
CC-0402-G-51N-x-x	51 @ 250 MHz	2; 5; 10	25 @ 200 MHz	1.75	0.82	100
CC-0402-G-56N-x-x	56 @ 250 MHz	2; 5; 10	22 @ 200 MHz	1.76	0.97	100
CC-0402-G-68N-x-x	68 @ 250 MHz	2; 5; 10	22 @ 200 MHz	1.62	1.12	100
CC-0402-G-82N-x-x	82 @ 250 MHz	2; 5; 10	20 @ 150 MHz	1.26	1.55	50

CC Series – 0603:

Part number	Inductance (nH)	Tolerance (±%)	Q min	SRF min (GHz)	DCR max (Ohms)	Irms (mA)
CC-0603-x-1N6-x-x	1.6 @ 250 MHz	5; 10	16 @ 250 MHz	12.50	0.030	700
CC-0603-x-1N8-x-x	1.8 @ 250 MHz	5; 10	16 @ 250 MHz	12.50	0.045	700
CC-0603-x-2N2-x-x	2.2 @ 250 MHz	5; 10	16 @ 250 MHz	12.50	0.250	100
CC-0603-x-3N3-x-x	3.3 @ 250 MHz	2; 5; 10	16 @ 250 MHz	5.90	0.045	700
CC-0603-x-3N6-x-x	3.6 @ 250 MHz	2; 5; 10	16 @ 250 MHz	5.90	0.063	700
CC-0603-x-3N9-x-x	3.9 @ 250 MHz	2; 5; 10	16 @ 250 MHz	6.90	0.080	700
CC-0603-x-4N3-x-x	4.3 @ 250 MHz	2; 5; 10	16 @ 250 MHz	5.90	0.080	700
CC-0603-x-4N7-x-x	4.7 @ 250 MHz	2; 5; 10	16 @ 250 MHz	5.80	0.116	700
CC-0603-x-5N1-x-x	5.1 @ 250 MHz	2; 5; 10	16 @ 250 MHz	5.70	0.140	700
CC-0603-x-5N6-x-x	5.6 @ 250 MHz	2; 5; 10	25 @ 250 MHz	4.76	0.145	700
CC-0603-x-6N8-x-x	6.8 @ 250 MHz	2; 5; 10	25 @ 250 MHz	5.80	0.110	700
CC-0603-x-7N5-x-x	7.5 @ 250 MHz	2; 5; 10	25 @ 250 MHz	4.80	0.110	700
CC-0603-x-8N2-x-x	8.2 @ 250 MHz	2; 5; 10	30 @ 250 MHz	4.20	0.115	700
CC-0603-x-8N7-x-x	8.7 @ 250 MHz	2; 5; 10	30 @ 250 MHz	4.60	0.110	700
CC-0603-x-9N5-x-x	9.5 @ 250 MHz	2; 5; 10	30 @ 250 MHz	5.40	0.135	700
CC-0603-x-10N-x-x	10 @ 250 MHz	2; 5; 10	30 @ 250 MHz	4.80	0.130	700
CC-0603-x-11N-x-x	11 @ 250 MHz	2; 5; 10	30 @ 250 MHz	4.00	0.130	700
CC-0603-x-12N-x-x	12 @ 250 MHz	2; 5; 10	30 @ 250 MHz	4.00	0.130	700
CC-0603-x-15N-x-x	15 @ 250 MHz	2; 5; 10	30 @ 250 MHz	4.00	0.170	700
CC-0603-x-16N-x-x	16 @ 250 MHz	2; 5; 10	30 @ 250 MHz	3.30	0.170	700
CC-0603-x-18N-x-x	18 @ 250 MHz	2; 5; 10	30 @ 250 MHz	3.10	0.170	700
CC-0603-x-22N-x-x	22 @ 250 MHz	2; 5; 10	35 @ 250 MHz	3.00	0.190	700
CC-0603-x-23N-x-x	23 @ 250 MHz	2; 5; 10	35 @ 250 MHz	2.85	0.190	700
CC-0603-x-24N-x-x	24 @ 250 MHz	2; 5; 10	35 @ 250 MHz	2.65	0.190	700
CC-0603-x-27N-x-x	27 @ 250 MHz	2; 5; 10	35 @ 250 MHz	2.80	0.220	600
CC-0603-x-30N-x-x	30 @ 250 MHz	2; 5; 10	35 @ 250 MHz	2.25	0.220	600
CC-0603-x-33N-x-x	33 @ 250 MHz	2; 5; 10	35 @ 250 MHz	2.30	0.220	600
CC-0603-x-36N-x-x	36 @ 250 MHz	2; 5; 10	35 @ 250 MHz	2.08	0.250	600
CC-0603-x-39N-x-x	39 @ 250 MHz	2; 5; 10	35 @ 250 MHz	2.20	0.250	600
CC-0603-x-43N-x-x	43 @ 250 MHz	2; 5; 10	35 @ 250 MHz	2.00	0.280	600
CC-0603-x-47N-x-x	47 @ 200 MHz	2; 5; 10	35 @ 200 MHz	2.00	0.280	600
CC-0603-x-51N-x-x	51 @ 200 MHz	2; 5; 10	35 @ 200 MHz	1.90	0.280	600
CC-0603-x-56N-x-x	56 @ 200 MHz	2; 5; 10	35 @ 200 MHz	1.90	0.310	600
CC-0603-x-68N-x-x	68 @ 200 MHz	2; 5; 10	35 @ 200 MHz	1.70	0.340	600
CC-0603-x-72N-x-x	72 @ 150 MHz	2; 5; 10	34 @ 150 MHz	1.70	0.490	400
CC-0603-x-82N-x-x	82 @ 150 MHz	2; 5; 10	34 @ 150 MHz	1.70	0.540	400
CC-0603-x-101-x-x	100 @ 150 MHz	2; 5; 10	34 @ 150 MHz	1.40	0.580	400
CC-0603-x-111-x-x	110 @ 150 MHz	2; 5; 10	32 @ 150 MHz	1.35	0.610	300
CC-0603-x-121-x-x	120 @ 150 MHz	2; 5; 10	32 @ 150 MHz	1.30	0.650	300
CC-0603-x-151-x-x	150 @ 150 MHz	2; 5; 10	28 @ 150 MHz	0.990	0.920	280
CC-0603-x-181-x-x	180 @ 100 MHz	2; 5; 10	25 @ 100 MHz	0.990	1.25	240
CC-0603-x-201-x-x	200 @ 100 MHz	2; 5; 10	25 @ 100 MHz	0.900	1.98	200
CC-0603-x-211-x-x	210 @ 100 MHz	2; 5; 10	25 @ 100 MHz	0.895	2.06	200
CC-0603-x-221-x-x	220 @ 100 MHz	2; 5; 10	25 @ 100 MHz	0.900	2.10	200
CC-0603-x-251-x-x	250 @ 100 MHz	2; 5; 10	25 @ 100 MHz	0.822	3.55	120
CC-0603-x-271-x-x	270 @ 100 MHz	2; 5; 10	25 @ 100 MHz	0.830	2.16	170
CC-0603-x-331-x-x	330 @ 100 MHz	2; 5; 10	25 @ 100 MHz	0.900	3.89	100
CC-0603-x-391-x-x	390 @ 100 MHz	2; 5; 10	25 @ 100 MHz	0.780	4.35	100

CC Series – 0805:

Part number	Inductance (nH)	Tolerance (±%)	Q min	SRF min (GHz)	DCR max (Ohms)	Irms (mA)
CC-0805-x-2N8-x-x	2.8 @ 250 MHz	5; 10	30 @ 1000 MHz	12.20	0.06	800
CC-0805-x-3N0-x-x	3.0 @ 250 MHz	5; 10	30 @ 1000 MHz	12.20	0.06	800
CC-0805-x-3N3-x-x	3.3 @ 250 MHz	5; 10	30 @ 1500 MHz	12.20	0.08	600
CC-0805-x-5N6-x-x	5.6 @ 250 MHz	5; 10	50 @ 1000 MHz	5.90	0.08	600
CC-0805-x-6N8-x-x	6.8 @ 250 MHz	5; 10	50 @ 1000 MHz	5.60	0.11	600
CC-0805-x-7N5-x-x	7.5 @ 250 MHz	5; 10	50 @ 1000 MHz	4.80	0.14	600
CC-0805-x-8N2-x-x	8.2 @ 250 MHz	2; 5; 10	50 @ 1000 MHz	4.40	0.12	600
CC-0805-x-10N-x-x	10 @ 250 MHz	2; 5; 10	50 @ 500 MHz	4.30	0.10	600
CC-0805-x-12N-x-x	12 @ 250 MHz	2; 5; 10	50 @ 500 MHz	4.00	0.15	600
CC-0805-x-15N-x-x	15 @ 250 MHz	2; 5; 10	50 @ 500 MHz	3.20	0.17	600
CC-0805-x-18N-x-x	18 @ 250 MHz	2; 5; 10	50 @ 500 MHz	3.10	0.20	600
CC-0805-x-22N-x-x	22 @ 250 MHz	2; 5; 10	50 @ 500 MHz	2.60	0.22	500
CC-0805-x-24N-x-x	24 @ 250 MHz	2; 5; 10	50 @ 500 MHz	2.40	0.22	500
CC-0805-x-27N-x-x	27 @ 250 MHz	2; 5; 10	50 @ 500 MHz	2.58	0.25	500
CC-0805-x-33N-x-x	33 @ 250 MHz	2; 5; 10	50 @ 500 MHz	2.15	0.27	500
CC-0805-x-36N-x-x	36 @ 250 MHz	2; 5; 10	50 @ 500 MHz	1.90	0.27	500
CC-0805-x-39N-x-x	39 @ 250 MHz	2; 5; 10	60 @ 500 MHz	2.00	0.29	500
CC-0805-x-43N-x-x	43 @ 200 MHz	2; 5; 10	60 @ 500 MHz	1.80	0.34	500
CC-0805-x-47N-x-x	47 @ 200 MHz	2; 5; 10	60 @ 500 MHz	1.70	0.31	500
CC-0805-x-56N-x-x	56 @ 200 MHz	2; 5; 10	60 @ 500 MHz	1.60	0.34	500
CC-0805-x-68N-x-x	68 @ 200 MHz	2; 5; 10	60 @ 500 MHz	1.50	0.38	500
CC-0805-x-82N-x-x	82 @ 150 MHz	2; 5; 10	60 @ 500 MHz	1.33	0.42	400
CC-0805-x-91N-x-x	91 @ 150 MHz	2; 5; 10	60 @ 500 MHz	1.33	0.48	400
CC-0805-x-101-x-x	100 @ 150 MHz	2; 5; 10	60 @ 500 MHz	1.25	0.46	400
CC-0805-x-111-x-x	110 @ 150 MHz	2; 5; 10	50 @ 500 MHz	1.10	0.48	400
CC-0805-x-121-x-x	120 @ 150 MHz	2; 5; 10	50 @ 250 MHz	1.10	0.51	400
CC-0805-x-151-x-x	150 @ 100 MHz	2; 5; 10	50 @ 250 MHz	0.920	0.56	400
CC-0805-x-181-x-x	180 @ 100 MHz	2; 5; 10	50 @ 250 MHz	0.920	0.64	400
CC-0805-x-221-x-x	220 @ 100 MHz	2; 5; 10	50 @ 250 MHz	0.820	0.70	400
CC-0805-x-241-x-x	240 @ 100 MHz	2; 5; 10	45 @ 250 MHz	0.770	1.00	350
CC-0805-x-271-x-x	270 @ 100 MHz	2; 5; 10	45 @ 200 MHz	0.730	1.00	350
CC-0805-x-331-x-x	330 @ 100 MHz	2; 5; 10	45 @ 200 MHz	0.650	1.40	310
CC-0805-x-391-x-x	390 @ 100 MHz	2; 5; 10	45 @ 200 MHz	0.600	1.50	290
CC-0805-x-471-x-x	470 @ 50 MHz	2; 5; 10	33 @ 200 MHz	0.375	1.76	250
CC-0805-x-561-x-x	560 @ 25 MHz	2; 5; 10	23 @ 150 MHz	0.330	1.90	230
CC-0805-x-681-x-x	680 @ 25 MHz	2; 5; 10	23 @ 150 MHz	0.310	2.20	190
CC-0805-x-821-x-x	820 @ 25 MHz	2; 5; 10	23 @ 150 MHz	0.310	2.35	180
CC-0805-x-102-x-x	1000 @ 50 MHz	5; 10	25 @ 50 MHz	0.355	0.60	650
CC-0805-x-122-x-x	1200 @ 7.9 MHz	5; 10	17 @ 7.9 MHz	0.375	0.96	440
CC-0805-x-152-x-x	1500 @ 7.9 MHz	5; 10	17 @ 7.9 MHz	0.285	1.12	390
CC-0805-x-182-x-x	1800 @ 7.9 MHz	5; 10	17 @ 7.9 MHz	0.300	1.20	370
CC-0805-x-222-x-x	2200 @ 7.9 MHz	5; 10	17 @ 7.9 MHz	0.105	1.47	350
CC-0805-x-392-x-x	3900 @ 7.9 MHz	5; 10	17 @ 7.9 MHz	0.100	1.70	320
CC-0805-x-472-x-x	4700 @ 7.9 MHz	5; 10	17 @ 7.9 MHz	0.085	1.80	330
CC-0805-x-562-x-x	5600 @ 7.9 MHz	5; 10	17 @ 7.9 MHz	0.055	2.20	280
CC-0805-x-682-x-x	6800 @ 7.9 MHz	5; 10	17 @ 7.9 MHz	0.035	2.80	240
CC-0805-x-822-x-x	8200 @ 7.9 MHz	5; 10	17 @ 7.9 MHz	0.019	3.30	230
CC-0805-x-103-x-x	10000 @ 7.9 MHz	5; 10	17 @ 7.9 MHz	0.015	6.30	150

CC Series – 1008:

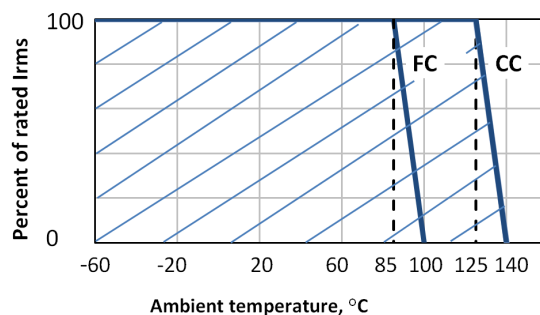
Part number	Inductance (nH)	Tolerance (±%)	Q min	SRF min (GHz)	DCR max (Ohms)	I _{rms} (mA)
CC-1008-x-10N-x-x	10 @ 50 MHz	2; 5	50 @ 500 MHz	4.100	0.08	1000
CC-1008-x-12N-x-x	12 @ 50 MHz	2; 5	50 @ 500 MHz	3.300	0.09	1000
CC-1008-x-15N-x-x	15 @ 50 MHz	2; 5	50 @ 500 MHz	2.500	0.10	1000
CC-1008-x-18N-x-x	18 @ 50 MHz	2; 5	50 @ 350 MHz	2.500	0.11	1000
CC-1008-x-22N-x-x	22 @ 50 MHz	2; 5	55 @ 350 MHz	2.400	0.12	1000
CC-1008-x-27N-x-x	27 @ 50 MHz	2; 5	55 @ 350 MHz	1.600	0.13	1000
CC-1008-x-33N-x-x	33 @ 50 MHz	2; 5	60 @ 350 MHz	1.600	0.14	1000
CC-1008-x-39N-x-x	39 @ 50 MHz	2; 5	60 @ 350 MHz	1.500	0.15	1000
CC-1008-x-47N-x-x	47 @ 50 MHz	2; 5	65 @ 350 MHz	1.500	0.16	1000
CC-1008-x-56N-x-x	56 @ 50 MHz	2; 5	65 @ 350 MHz	1.300	0.18	1000
CC-1008-x-68N-x-x	68 @ 50 MHz	2; 5	65 @ 350 MHz	1.300	0.20	1000
CC-1008-x-82N-x-x	82 @ 50 MHz	2; 5	60 @ 350 MHz	1.000	0.22	1000
CC-1008-x-101-x-x	100 @ 25 MHz	2; 5	60 @ 350 MHz	1.000	0.56	650
CC-1008-x-121-x-x	120 @ 25 MHz	2; 5	60 @ 350 MHz	0.950	0.63	650
CC-1008-x-151-x-x	150 @ 25 MHz	2; 5	45 @ 100 MHz	0.850	0.70	580
CC-1008-x-181-x-x	180 @ 25 MHz	2; 5	45 @ 100 MHz	0.750	0.77	620
CC-1008-x-221-x-x	220 @ 25 MHz	2; 5	45 @ 100 MHz	0.700	0.84	500
CC-1008-x-271-x-x	270 @ 25 MHz	2; 5	45 @ 100 MHz	0.600	0.91	500
CC-1008-x-331-x-x	330 @ 25 MHz	2; 5	45 @ 100 MHz	0.570	1.05	450
CC-1008-x-391-x-x	390 @ 25 MHz	2; 5	45 @ 200 MHz	0.500	1.12	470
CC-1008-x-471-x-x	470 @ 25 MHz	2; 5	45 @ 100 MHz	0.450	1.19	470
CC-1008-x-561-x-x	560 @ 25 MHz	2; 5	45 @ 100 MHz	0.415	1.33	400
CC-1008-x-621-x-x	620 @ 25 MHz	2; 5	45 @ 100 MHz	0.375	1.40	300
CC-1008-x-681-x-x	680 @ 25 MHz	2; 5	45 @ 100 MHz	0.375	1.47	400
CC-1008-x-751-x-x	750 @ 25 MHz	2; 5	45 @ 100 MHz	0.360	1.54	360
CC-1008-x-821-x-x	820 @ 25 MHz	2; 5	45 @ 100 MHz	0.350	1.61	400
CC-1008-x-911-x-x	910 @ 25 MHz	2; 5	35 @ 50 MHz	0.320	1.68	380
CC-1008-x-102-x-x	1000 @ 25 MHz	2; 5	35 @ 50 MHz	0.290	1.75	370
CC-1008-x-122-x-x	1200 @ 7.9 MHz	2; 5	35 @ 50 MHz	0.250	2.00	310
CC-1008-x-132-x-x	1300 @ 7.9 MHz	2; 5	25 @ 50 MHz	0.200	2.25	310
CC-1008-x-152-x-x	1500 @ 7.9 MHz	2; 5	28 @ 50 MHz	0.200	2.30	330
CC-1008-x-182-x-x	1800 @ 7.9 MHz	2; 5	28 @ 50 MHz	0.160	2.60	300
CC-1008-x-222-x-x	2200 @ 7.9 MHz	2; 5	28 @ 50 MHz	0.160	2.80	280
CC-1008-x-272-x-x	2700 @ 7.9 MHz	2; 5	22 @ 25 MHz	0.140	3.20	290
CC-1008-x-332-x-x	3300 @ 7.9 MHz	2; 5	22 @ 25 MHz	0.110	3.40	290
CC-1008-x-392-x-x	3900 @ 7.9 MHz	2; 5	20 @ 25 MHz	0.100	3.60	260
CC-1008-x-472-x-x	4700 @ 7.9 MHz	2; 5	20 @ 25 MHz	0.090	4.00	260
CC-1008-x-562-x-x	5600 @ 7.9 MHz	5	16 @ 7.9 MHz	0.020	4.00	240
CC-1008-x-682-x-x	6800 @ 7.9 MHz	5	18 @ 7.9 MHz	0.040	4.90	200
CC-1008-x-822-x-x	8200 @ 2.5 MHz	5	18 @ 7.9 MHz	0.025	6.00	170

FC Series:

Part number	Inductance (nH)	Tolerance (±%)	Q min	SRF min (GHz)	DCR max (Ohms)	I _{rms} (mA)
FC-0402-T-20N-x-x	20 @ 7.9 MHz	5; 10	8 @ 25 MHz	2.600	0.07	1600
FC-0402-T-22N-x-x	22 @ 7.9 MHz	5; 10	8 @ 25 MHz	2.500	0.08	1300
FC-0402-T-33N-x-x	33 @ 7.9 MHz	5; 10	8 @ 25 MHz	2.300	0.08	1400
FC-0402-T-36N-x-x	36 @ 7.9 MHz	5; 10	8 @ 25 MHz	2.300	0.10	1300
FC-0402-T-39N-x-x	39 @ 7.9 MHz	5; 10	8 @ 25 MHz	2.200	0.14	830
FC-0402-T-51N-x-x	51 @ 7.9 MHz	5; 10	8 @ 25 MHz	1.930	0.10	1100
FC-0402-T-56N-x-x	56 @ 7.9 MHz	5; 10	8 @ 25 MHz	1.900	0.12	1000
FC-0402-T-72N-x-x	72 @ 7.9 MHz	5; 10	8 @ 7.9 MHz	1.650	0.12	1000
FC-0402-T-78N-x-x	78 @ 7.9 MHz	5; 10	8 @ 7.9 MHz	1.600	0.16	970
FC-0402-T-101-x-x	100 @ 7.9 MHz	5; 10	8 @ 7.9 MHz	1.400	0.19	900
FC-0402-T-141-x-x	140 @ 7.9 MHz	5; 10	8 @ 7.9 MHz	1.220	0.31	630
FC-0402-T-181-x-x	180 @ 7.9 MHz	5; 10	8 @ 7.9 MHz	1.150	0.34	560
FC-0402-T-201-x-x	200 @ 7.9 MHz	5; 10	8 @ 7.9 MHz	1.000	0.53	400
FC-0402-T-221-x-x	220 @ 7.9 MHz	5; 10	8 @ 7.9 MHz	1.150	0.64	380
FC-0402-T-251-x-x	250 @ 7.9 MHz	5; 10	8 @ 7.9 MHz	0.900	0.43	520
FC-0402-T-271-x-x	270 @ 7.9 MHz	5; 10	8 @ 7.9 MHz	0.860	0.66	360
FC-0402-T-301-x-x	300 @ 7.9 MHz	5; 10	8 @ 7.9 MHz	0.860	0.50	420
FC-0402-T-331-x-x	330 @ 7.9 MHz	5; 10	8 @ 7.9 MHz	0.820	0.67	350
FC-0402-T-361-x-x	360 @ 7.9 MHz	5; 10	8 @ 7.9 MHz	0.810	0.80	360
FC-0603-T-15N-x-x	15 @ 7.9 MHz	5; 10	10 @ 7.9 MHz	3.500	0.05	2100
FC-0603-T-33N-x-x	33 @ 7.9 MHz	5; 10	10 @ 7.9 MHz	2.300	0.06	1900
FC-0603-T-47N-x-x	47 @ 7.9 MHz	5; 10	10 @ 7.9 MHz	2.250	0.08	1700
FC-0603-T-72N-x-x	72 @ 7.9 MHz	5; 10	10 @ 7.9 MHz	1.800	0.12	1500
FC-0603-T-111-x-x	110 @ 7.9 MHz	5; 10	10 @ 7.9 MHz	1.230	0.12	1600
FC-0603-T-121-x-x	120 @ 7.9 MHz	5; 10	10 @ 7.9 MHz	1.150	0.17	1400
FC-0603-T-241-x-x	240 @ 7.9 MHz	5; 10	10 @ 7.9 MHz	0.900	0.27	850
FC-0603-T-271-x-x	270 @ 7.9 MHz	5; 10	10 @ 7.9 MHz	0.750	0.28	680
FC-0603-T-361-x-x	360 @ 7.9 MHz	5; 10	10 @ 7.9 MHz	0.700	0.33	650
FC-0603-T-421-x-x	420 @ 7.9 MHz	5; 10	10 @ 7.9 MHz	0.685	0.50	610
FC-0603-T-471-x-x	470 @ 7.9 MHz	5; 10	10 @ 7.9 MHz	0.575	0.58	610
FC-0603-T-561-x-x	560 @ 7.9 MHz	5; 10	10 @ 7.9 MHz	0.515	0.60	530
FC-0603-T-681-x-x	680 @ 7.9 MHz	5; 10	10 @ 7.9 MHz	0.530	0.65	490
FC-0603-T-821-x-x	820 @ 7.9 MHz	5; 10	10 @ 7.9 MHz	0.325	0.75	420
FC-0603-T-102-x-x	1000 @ 7.9 MHz	5; 10	10 @ 7.9 MHz	0.400	0.80	400
FC-0603-T-222-x-x	2200 @ 7.9 MHz	5; 10	10 @ 7.9 MHz	0.085	3.00	320
FC-0805-T-111-x-x	110 @ 7.9 MHz	5; 10	13 @ 7.9 MHz	1.260	0.09	940
FC-0805-T-681-x-x	680 @ 7.9 MHz	5; 10	13 @ 7.9 MHz	0.425	0.70	660
FC-0805-T-102-x-x	1000 @ 7.9 MHz	5; 10	13 @ 7.9 MHz	0.355	0.60	650
FC-0805-T-122-x-x	1200 @ 7.9 MHz	5; 10	13 @ 7.9 MHz	0.375	0.96	440
FC-0805-T-152-x-x	1500 @ 7.9 MHz	5; 10	13 @ 7.9 MHz	0.285	1.12	390
FC-0805-T-182-x-x	1800 @ 7.9 MHz	5; 10	13 @ 7.9 MHz	0.300	1.20	370
FC-0805-T-222-x-x	2200 @ 7.9 MHz	5; 10	13 @ 7.9 MHz	0.105	1.47	350
FC-0805-T-272-x-x	2700 @ 7.9 MHz	5; 10	13 @ 7.9 MHz	0.100	1.70	320
FC-0805-T-332-x-x	3300 @ 7.9 MHz	5; 10	13 @ 7.9 MHz	0.085	1.80	330
FC-0805-T-472-x-x	4700 @ 7.9 MHz	5; 10	13 @ 7.9 MHz	0.055	2.20	280
FC-0805-T-682-x-x	6800 @ 7.9 MHz	5; 10	13 @ 7.9 MHz	0.035	2.80	240
FC-0805-T-103-x-x	10000 @ 2.5 MHz	5; 10	13 @ 2.5 MHz	0.019	3.30	230
FC-0805-T-153-x-x	15000 @ 2.5 MHz	5; 10	13 @ 2.5 MHz	0.015	6.30	150
FC-0805-T-223-x-x	22000 @ 2.5 MHz	5; 10	13 @ 2.5 MHz	0.010	10.00	120

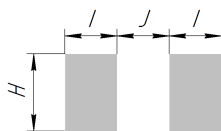
PERFORMANCE CHARACTERISTICS

Test	Condition
Resistance to soldering heat	(260±5) °C; (5±1) s
Rapid change of temperature	for CC : 30 min at -60 °C; 30 min at 100 °C; 5 cycles for FC : 30 min at -60 °C; 30 min at 140 °C; 5 cycles
Vibration	1 Hz to 5000 Hz; 400 m/s ²
Damp heat, steady state	25 °C, 98 % RH



MOUNTING PROCEDURE

- can be used in automatic or manual assembly techniques and are suitable for reflow soldering and wave soldering;
- recommended land pattern:



Size	Dimensions (mm)		
	H	I	J
0402	0.65	0.54	0.44
0603	0.88	0.66	0.72
0805	1.4	0.95	0.95
1008	2.5	1.05	1.06

PACKAGING

For manual assembly:

Packaging: **-M**

Tape, but not machine-ready (no empty pockets on both ends of the tape)

For automatic assembly:

Packaging: **-A**

Tape and reel (≥500 pcs) or tape (≤500 pcs) with empty pockets on both ends of the tape

